



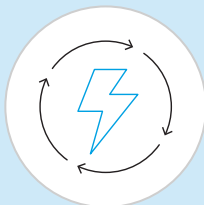
Air handling units Compact Range



Fast
delivery



Plug & Play
installation



Efficient
operation

Ensuring a better indoor air quality

Indoor air quality plays a vital role in people's health, comfort, and productivity. In modern indoor environments, pollutants such as fine particles, volatile organic compounds can compromise well-being of the occupants without being noticed.

Advanced indoor air quality solutions as **Daikin Compact R** help create healthier spaces by continuously filtering the air, controlling temperature and humidity, and ensuring proper ventilation. The result is a clean and fresh indoor environment that supports everyday comfort and long-term health of the people—at work, and in all the indoor environments.



Our expertise at your service

Compact L

- Installation type:** False ceiling configuration
- Sizes available:** Six
- Heat Recovery type:** Premium counterflow heat exchanger
- Airflow rate:** from 150 m³/h to 4000 m³/h

Compact R

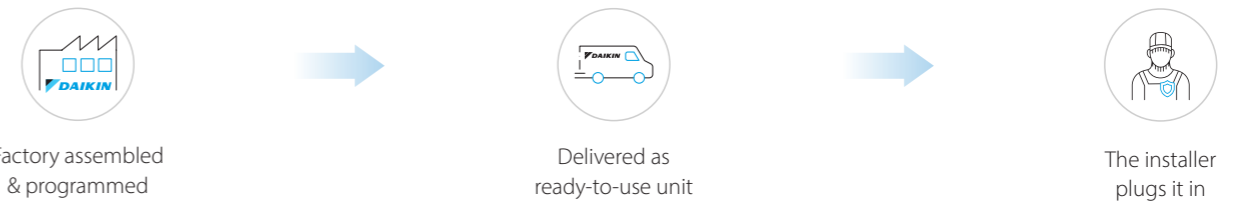
- Installation type:** Indoor & Outdoor installation
- Sizes available:** Seven
- Heat Recovery type:** Heat wheel sensible & sorption
- Airflow rate:** from 200 m³/h to 6000 m³/h

Compact T

- Installation type:** Top-mounted duct connection
- Sizes available:** Five
- Heat Recovery type:** Premium counterflow heat exchanger
- Airflow rate:** from 200 m³/h to 4200 m³/h

Key benefits

Plug & Play solution for a quick and easy start-up



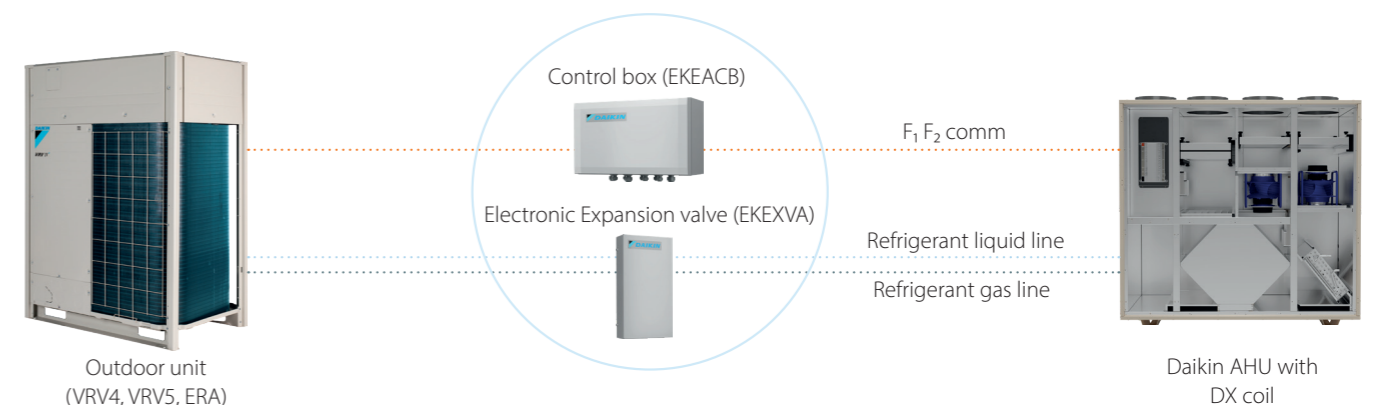
Eurovent Certified System

The Compact range is Eurovent certified, ensuring every performance value is independently tested and verified by a trusted third party. This guarantees maximum reliability, superior energy efficiency, and full compliance with the highest industry standards. Choosing a Eurovent-certified AHU means investing in a transparent, high-performance solution designed to deliver measurable results over time.



Maximising the performance of DX system with Daikin EKEA Expansion valve set & control boxes

The integration between outdoor condensing unit and AHU equipped with a DX coil represents a complete Daikin solution, engineered to ensure reliability, efficiency, and seamless compatibility. The use of R32 refrigerant enhances energy performance while significantly reducing environmental impact thanks to its low GWP, making the solution sustainable and future-read.




Control & remote monitoring integrations


Compact control system: precise control of a single unit

Efficient control solution is essential to ensure optimal indoor comfort and energy performance. Advanced control systems precisely manage airflow, temperature, humidity, and ventilation rates, adapting in real time to building needs.

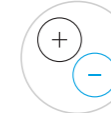
By continuously monitoring operating conditions, Daikin control solutions improve reliability, reduce energy consumption, and maintain consistent indoor air quality, supporting smarter and more sustainable buildings.




Open Communication Protocol




IEQ Sensor integration



Optional operation with water, DX, or electric coil



Compatible with Daikin On Site



HMI

Smart control system: multi-unit control

The Daikin Smart Control System (SCS) simplifies meeting the new EPBD IV requirements and deliver long-lasting energy efficiency. It can manage up to four chillers/ heat pumps and an additional equipment for a total capacity of up to 500 kW.

Configuration overview

Configuration	Datapoints	Chillers / Heat pumps	Additional equipment
Light	Up to 500	Up to 4	Up to 20 fan coil zones or 10 AHUs
Medium	Up to 1250	Up to 4	Up to 70 fan coil zones or 10 AHUs + 50 fan coil zones
Full	Up to 2500	Up to 4	Up to 120 fan coil zones or 10 AHUs + 100 fan coil zones

Products Involved



Chillers



Fan Coils




AHUs

Applications Involved




Comfort applications:
office, residential & hotel




Process applications:
industrial & pharmaceutical

Daikin on Site: remote monitoring & preventive maintenance

Advanced remote-monitoring platform delivering an exceptional level of insight and control. Continuously evolving, it empowers plant owners to take preventive action, reducing the risk of unexpected failures and eliminating unnecessary downtime and costs.



24/7



DAIKIN On Site

Daikin IEQ Sensor

Indoor Environment Quality (IEQ) goes beyond air quality, encompassing lighting, noise levels, and other key environmental parameters. The Daikin IEQ Sensor is an advanced IoT device designed to monitor multiple environmental indicators, providing a complete and holistic view of indoor comfort, safety, and quality. Seamless integration between the Daikin IEQ Sensor and AHUs enables smarter control strategies, enhancing overall occupant well-being while optimizing building performance.



Case Study: Smart Ventilation with Daikin IEQ Sensor



Location: large clinic waiting room **Main goal:** optimise indoor air quality, comfort, and energy use

Challenge

Traditional ventilation systems typically operate in Constant Air Volume mode, delivering a fixed airflow regardless of actual room occupancy. This results in unnecessary energy consumption when spaces are partially occupied or empty. A smarter solution is needed—one that adapts airflow to real occupancy levels, optimizing performance while significantly improving energy efficiency.

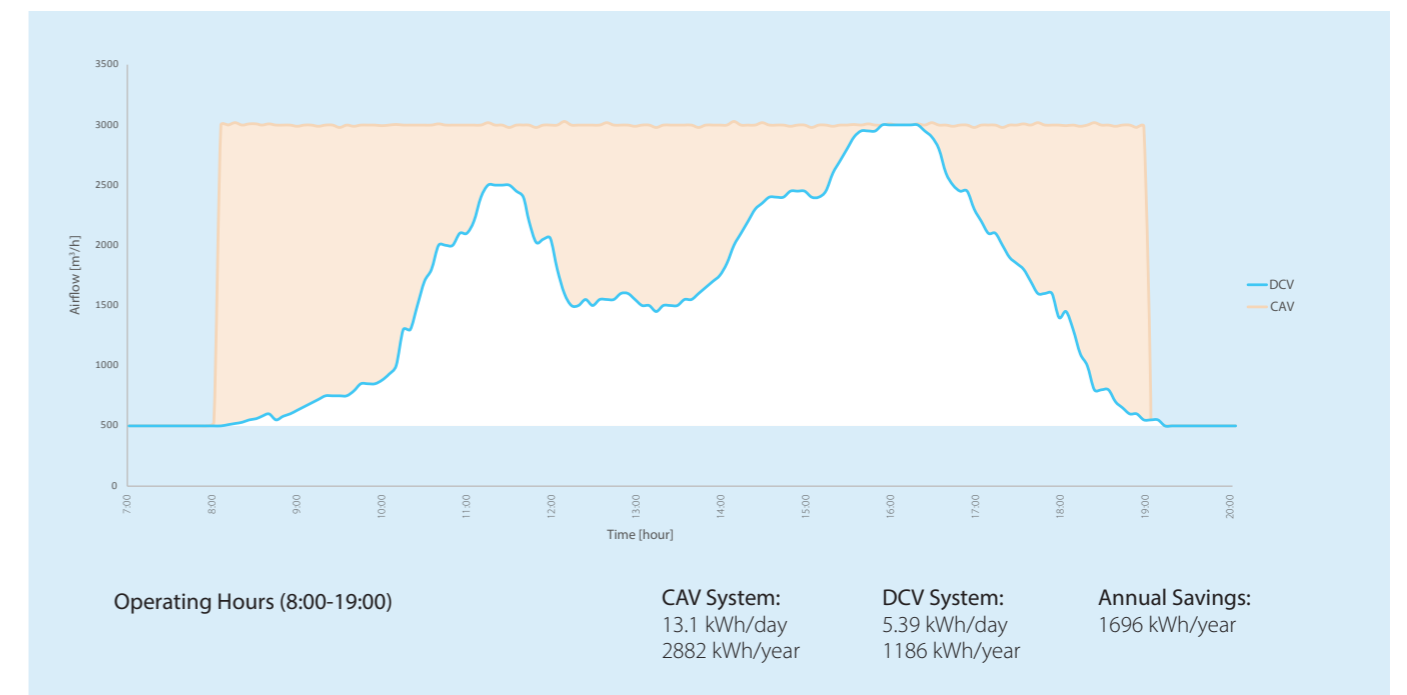
Daikin solution

Demand Controlled Ventilation (DCV) with the integration of the Daikin IEQ Sensor:

- Adjusts airflow based on occupancy and air quality
- Increases airflow when room is full
- Reduces airflow when room is empty
- Quick and cost-effective installation with Wi-Fi

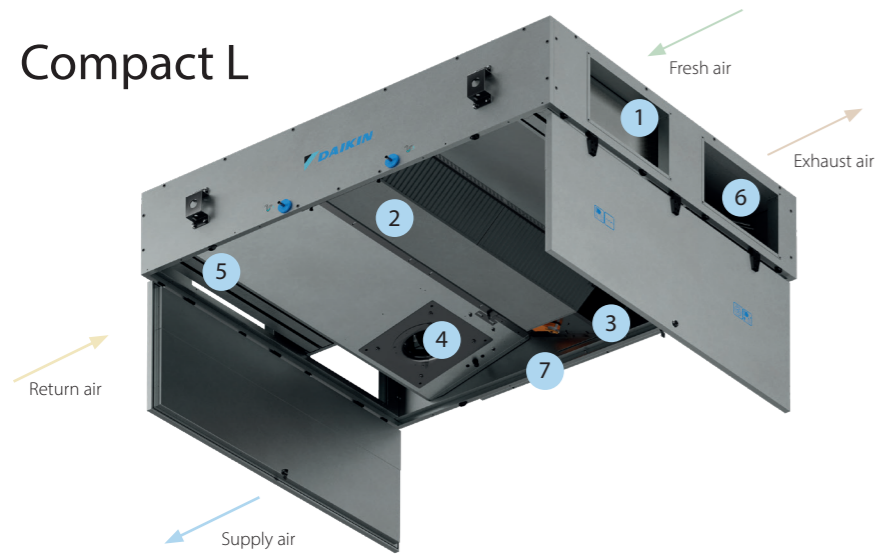
Results

Thanks to DCV, the system delivers significant energy savings, highlighted in orange in the graph.



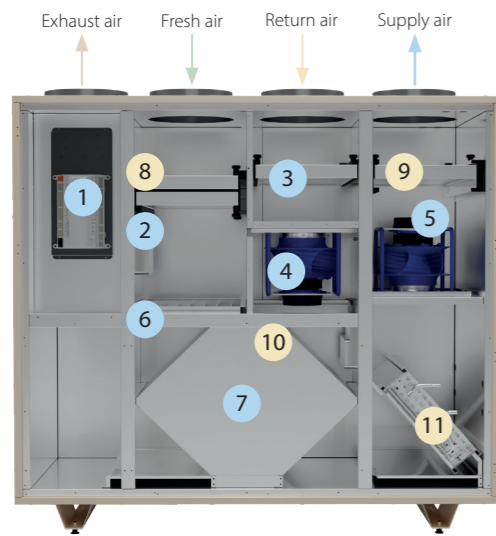
Main Components

Compact L



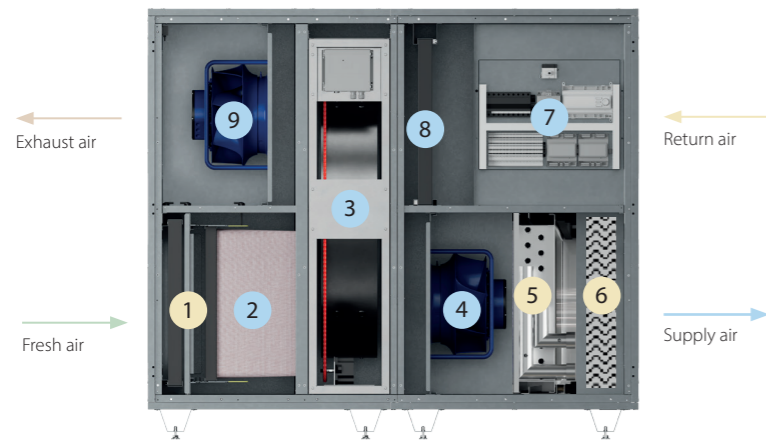
- 1 Fresh air filter
- 2 Counter-flow plate heat exchanger
- 3 Bypass damper
- 4 Supply EC plug fan
- 5 Return air filter
- 6 Exhaust EC plug fan
- 7 Control box

Compact T



- 1 Control box
- 2 Fresh air filter
- 3 Return air filter
- 4 Return fan
- 5 Supply fan
- 6 Bypass damper for free cooling operation
- 7 High efficiency counterflow PHE
- 8 Double fresh air filter stage
- 9 Third filtration stage or heating water coil
- 10 Mixing Damper
- 11 Main cooling/heating water or DX coil

Compact R



- 1 Pre-filter panel
- 2 Standard filter
- 3 Heat Wheel
- 4 Supply fan
- 5 Water or DX coil
- 6 Droplet eliminator
- 7 Control panel
- 8 Return filter
- 9 Return fan

● Standard components ● Accessories

Coils



DX Coil

Water Coil

Unit	Pre-heating	Cooling coil	Heating/Post-heating
Compact L	Water (duct mounted) Electric (duct mounted)	Water (duct mounted) DX (duct mounted)	Water (duct mounted) Electric (duct mounted)
Compact T	Water (duct mounted) Electric (duct mounted)	Water (internally installed) DX (internally installed)	Water (internally installed) Electric (duct mounted)
Compact R	Water (duct mounted) Electric (duct mounted)	Water (internally installed) DX (internally installed)	Water (duct mounted) Electric (duct mounted)

Accessories

Accessory	Compact L	Compact T	Compact R
Additional filter	X	X	X
Frost switch	X	X	X
External Damper	X	X	X
Sound Attenuator	X	X	X
Water valve (2 or 3 way)	X	X	X
Temperature probe	X	X	X
Humidity probe	X	X	X
CO2 probe	X	X	X
Droplet Eliminator	X		X
Duct transition	X		X
Rail for door	X		
Flexible joint	X		X
Roof			X
Rain Hood			X



Frost switch



Probe



Water valve



External Damper

Technical data

Compact L							
Material		ALB02	ALB03	ALB04	ALB05	ALB06	ALB07
Air Flow	m ³ /h	300	600	1200	1500	2500	3000
Length	mm	1660	1800	2000	2000	2000	2000
Width	mm	920	1100	1600	1600	2000	2000
Height	mm	280	350	415	415	500	500
Net Weight	kg	125	170	255	265	310	320
Duct dimensions	mm	250	400	500	500	700	700
Duct dimensions	mm	150	200	300	300	400	400
Electrical data	Phase (ph)	1					
	Frequency (Hz)	50					
	Voltage (V)	220-240					

All Compact L sizes (ALB02–ALB07) are available in right- and left-hand versions, with Pro or Smart control.

Compact T							
Material		ATB03	ATB04	ATB05	ATB06	ATB07	
Air Flow	m ³ /h	800	1650	2300	2700	3900	
Length ¹²	mm	1580	1650	2170	2620	2950	
Width ³	mm	550	790	790	790	890	
Height ⁴	mm	1600	1600	1900	1850	2050	
Net Weight	kg	185	230	370	475	580	
Duct circular dimensions	mm	250	315	355	400	500	
Electrical data	Phase (ph)	1					
	Frequency (Hz)	50					
	Voltage (V)	220/240					


All Compact T sizes (ATB03–ATB07) are available in right- and left-hand versions, with Pro or Smart control.

Compact R								
Material		ARB01	ARB02	ARB03	ARB04	ARB05	ARB06	ARB07
Air Flow	m ³ /h	600	1100	1600	2100	2900	3750	5000
Length ⁵	mm	1615	1635	1720	1735	1750	1750	1750
Width	mm	650	790	790	890	990	1100	1300
Height	mm	960	1050	1150	1250	1400	1450	1700
Net Weight	kg	140	160	225	265	310	340	395
Duct dimensions	mm	400	500	500	600	700	800	1000
Duct dimensions	mm	200	250	300	300	400	400	500
Electrical data	Phase (ph)	1						3
	Frequency (Hz)	50						50
	Voltage (V)	220/240						380/430

All Compact R sizes (ARB01–ARB07) are available in right- and left-hand versions, with condensation or sorption heat wheel.

- Size 05 is provided in two sections (600mm + 1570mm).
- Size 06 and 07 are provided in three sections (710mm + 1430mm + 480mm) and (810mm + 1560mm + 480mm).
- Width without hinges (15mm)
- Height of the unit taking into account the feet, mounted on site, (100mm) and duct joints (50mm)
- Size 05, 06 and 07 are provided in two sections (890mm + 8600mm)

Daikin Europe N.V. Naamloze Vennootschap Zandvoordestraat 300 · 8400 Oostende · Belgium · www.daikin.eu · BE 0412 120 336 · RPR Oostende (Publisher)



ECPEN26-430

01/26



Daikin Europe N.V. participates in the Eurovent Certified Performance programme for Fan Coil Units and Variable Refrigerant Flow systems. Daikin Applied Europe S.p.A. participates in the Eurovent Certified Performance programme for Liquid Chilling Packages, Hydronic Heat Pumps and Air Handling Units. Check ongoing validity of certificate: www.eurovent-certification.com



The present publication is drawn up by way of information only and does not constitute an offer binding upon Daikin Europe N.V. Daikin Europe N.V. has compiled the content of this publication to the best of its knowledge. No express or implied warranty is given for the completeness, accuracy, reliability or fitness for particular purpose of its content and the products and services presented therein. Specifications are subject to change without prior notice. Daikin Europe N.V. explicitly rejects any liability for any direct or indirect damage, in the broadest sense, arising from or related to the use and/or interpretation of this publication. All content is copyrighted by Daikin Europe N.V.