




# Data Center Solutions

All-in-one solutions from the leading cooling company.



# Free Cooling Chillers

## Compact free cooling chillers up to 2.150 kW

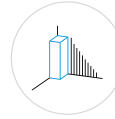
The chiller portfolio includes screw compressor units equipped with variable frequency drives (VFD) designed and manufactured in-house and mounted onto the compressor for better reliability and efficiency. Thanks to VFD, precise modulation of cooling loads is allowed, with capacities up to 2.150 kW and scroll compressor chillers with capacities up to 1.344 kW.

Despite their large cooling capacities, the Daikin products are compact, which allows them to be fitted in restricted areas. This is specifically true for free cooling units with a configuration that does not exceed the unit footprint.

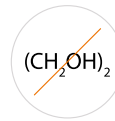
Daikin offers different types of free cooling, including **glycol free** systems. Dedicated data center configuration includes an **integrated active harmonic filter**, directly into the unit's electrical panel to keep compactness.



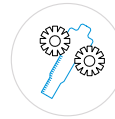
Free cooling for lower operating costs.



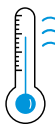
Compact footprint combined with large cooling capabilities.



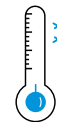
Glycol free, free cooling options.



VFD screw compressor for improved reliability and efficiency.



Max. leaving water temperature: +30 °C



Min. ambient temperature: -30 °C



Max. ambient temperature: +55 °C

## Our chillers' heart

Daikin offers technology that is designed to be extremely reliable and durable, even in harsh environments. That is the case of the VFD screw compressor by Daikin, **designed and manufactured in-house** and mounted onto the compressor for better reliability and efficiency. It differentiates from other screw compressors for providing greater energy efficiency thanks to the optimised screw design and the integration of a specifically designed VFD.

This integration allows the compressor to perfectly match the different load requirements of the data center, through the capacity control of the compressor, resulting in outstanding part load efficiency, and thereby **low PUE** and low operating costs. On top of this, VFD and the integrated active low harmonics filter are both refrigerant cooled, further enhancing reliability, especially for those applications in extreme ambient conditions, where traditional air-cooled VFD would not be the best option.



# Water Cooled Trim Chiller & Heat Pump



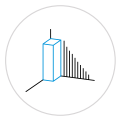
## Sustainability at the core

Accelerating the decarbonisation of process heating by replacing traditional boilers with renewable electricity systems, significantly reducing CO<sub>2</sub> emissions



## Consistent operational continuity

Featuring Daikin's Intelligent Chiller Manager (iCM), which optimises performance, ensures temperature stability, and supports predictive maintenance.



## Flexible installation

Overcoming space and layout constraints with a compact, modular design and flexible connections, allowing easy integration into both new and existing plants.



## Comprehensive after-sales services

Comprehensive after-sales services, including remote monitoring, diagnostics, and condition-based maintenance, to ensure long-term reliability and ROI.



## Advanced efficiency

The Inverter-driven screw compressors and VVR technology ensure high energy efficiency, stable performance, and low operating costs across varying conditions.



## Performance peace of mind

All VZ units can undergo Factory Acceptance Testing (FAT) at Daikin Applied Europe's AHRI-certified facilities, ensuring seamless commissioning and consistent operational results on-site



## Operating range

Compressor leaving water temp.

20°C

75°C

Chilled water

-8°C

45°C

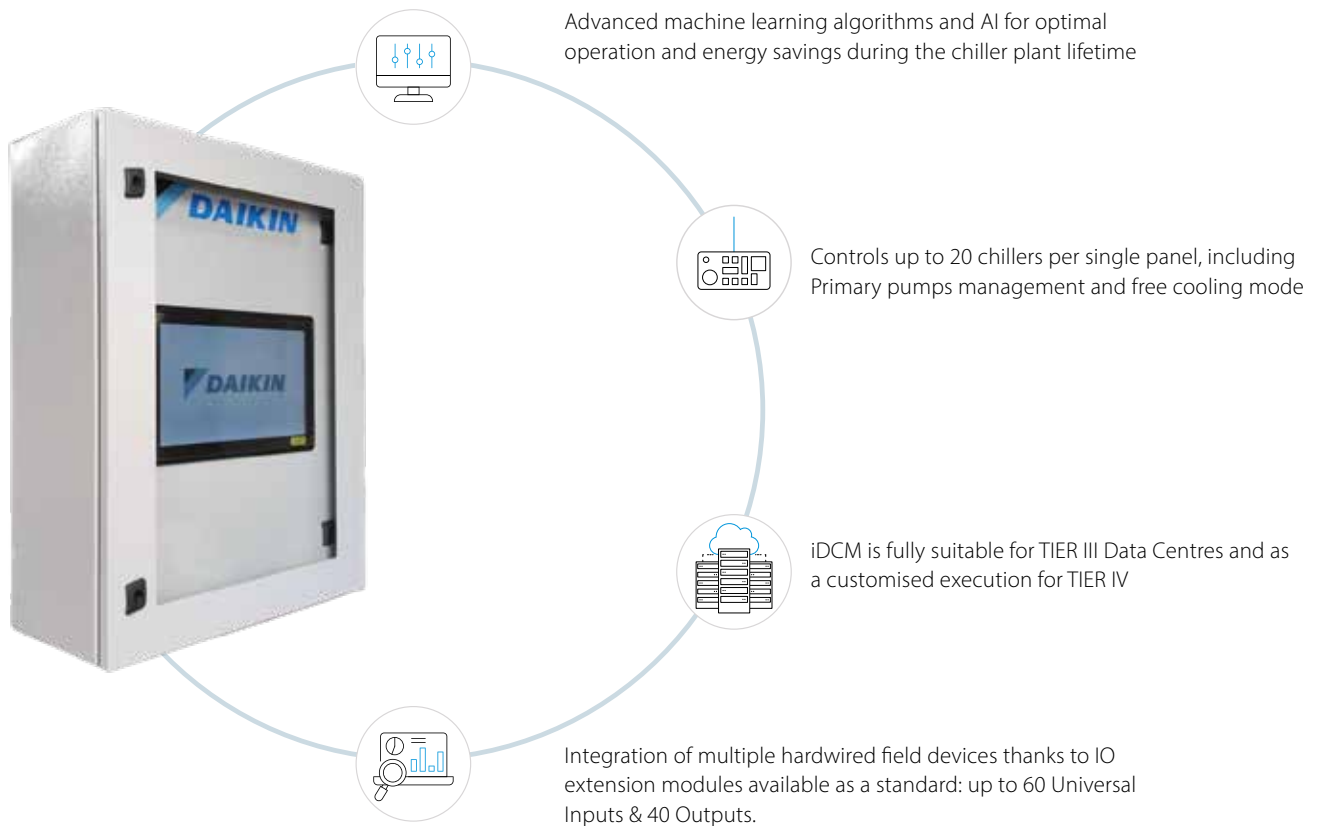
Cooling capacity range: from 330 kW to 2000 kW

Heating capacity range: from 400 kW to 2100 kW





# Intelligent Data Centre Manager


Unlike a traditional external controls system, Daikin's integrated iDCM requires **40% fewer sensors**. This allows the iDCM to make use of all unit data from the integrated unit sensors and controller.



## Key Benefits

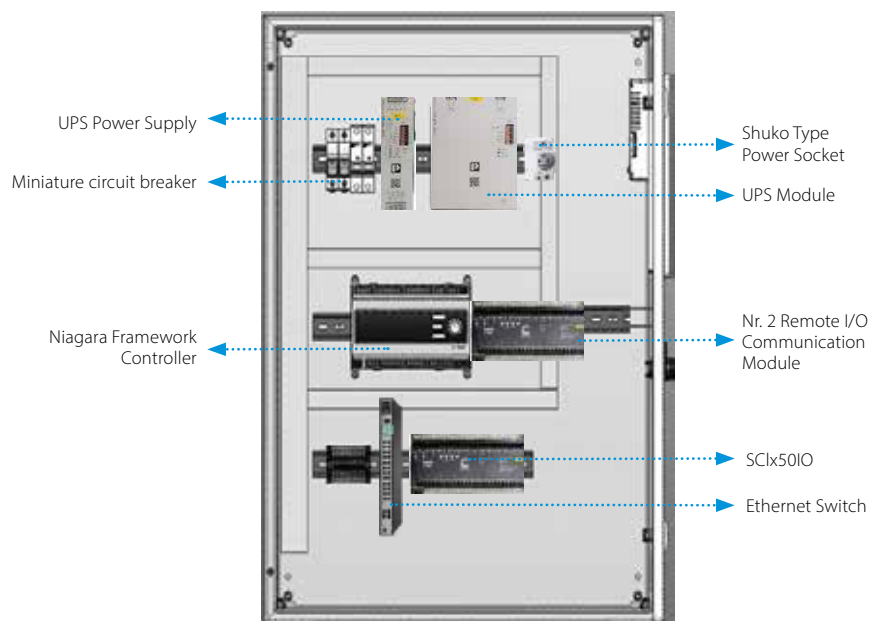
- 

Intelligent energy optimisation & **smart sequencing**, reducing energy consumption
- 

Two optional configurations available: **Mild redundancy** or **Full redundancy**
- 

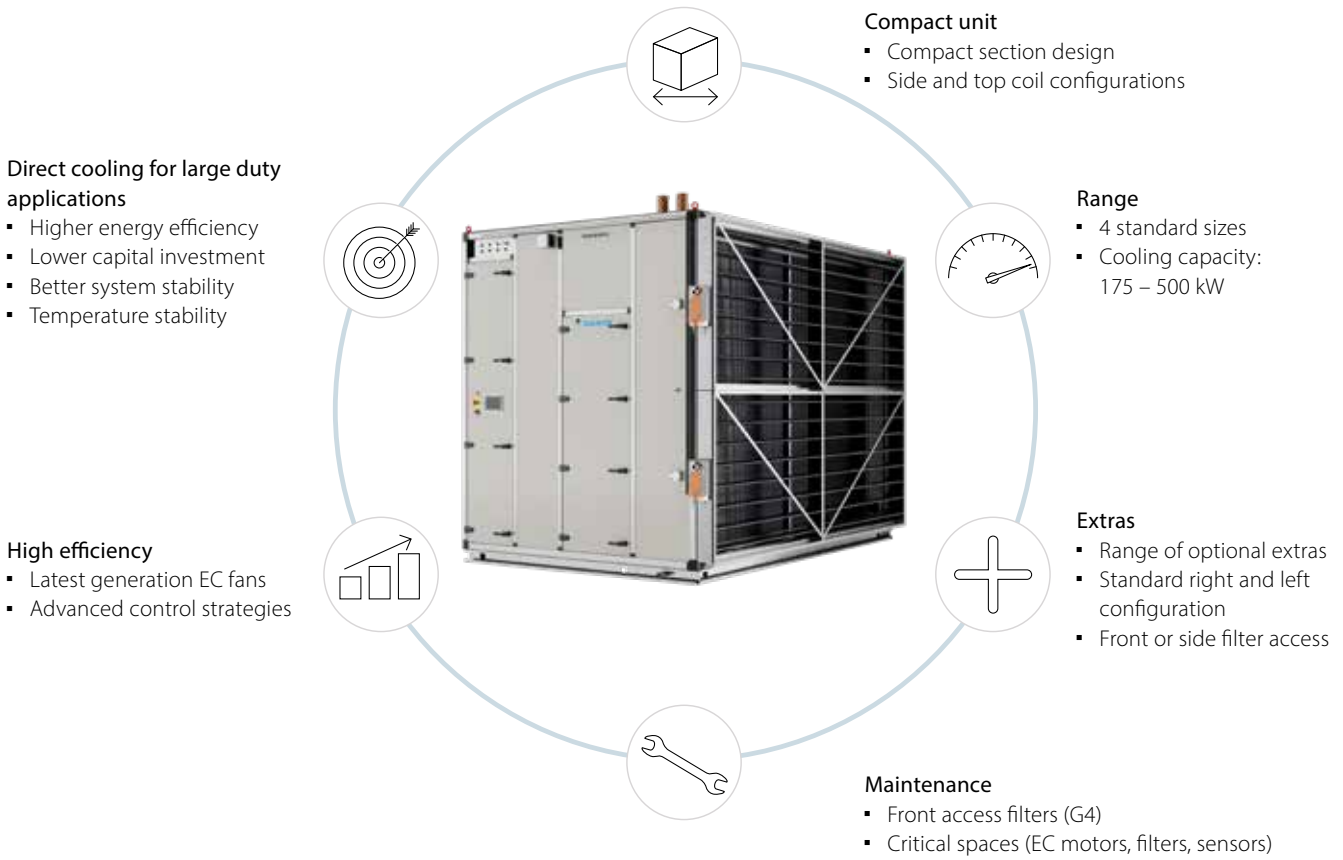
Embedded **Daikin chiller control functions**, simplifying installation & maintenance

## Control panel internal components



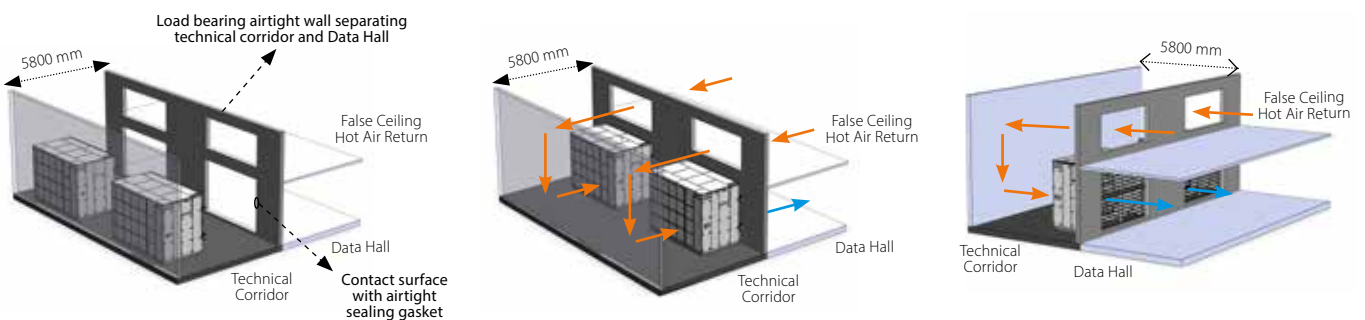
# Pro-W

Meet the Pro-W. Our dedicated data center Computer Room Air Handling (CRAH) units are designed for large and hyperscale requirements – complete with chilled water coil, advanced controls for real-time demand and cooling capacity up to 500 kW.

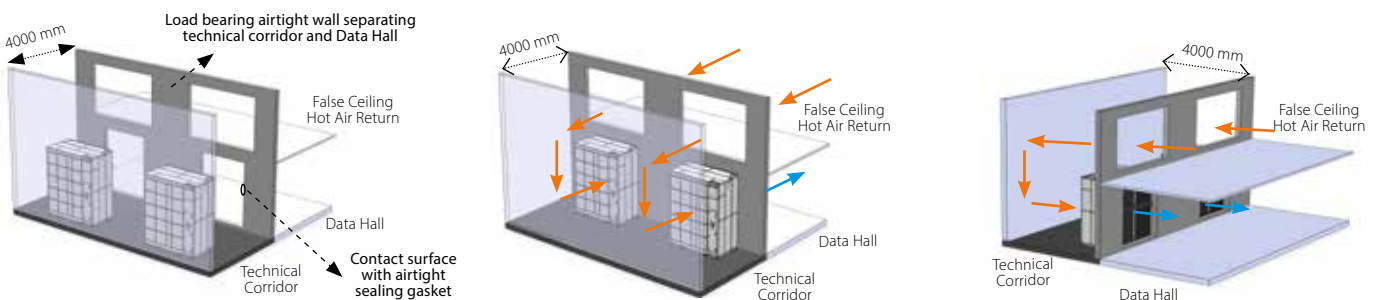


## Installation and Airflow layout

### Standard version



### Compact version



# Pro-C CRAH

## Modular Computer Room Air Handling Unit

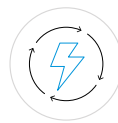
Developed to **deliver the highest levels of efficiency and reliability**, the unit features an optimised chilled water heat exchanger, a latest-generation EC fan with embedded PFC, and a factory-installed Energy PICV. The advanced, in-house developed control system ensures continuous operation through ATS, Ultracap and built-in redundancies.



### Key Benefits



Wide cooling capacity range from 30 kW to 200 kW



Latest generation EC fans



Wide list of accessories



Enhanced reliability through ATS & ultracap integration



Flexible & modular design



Group operation for reduced operational costs



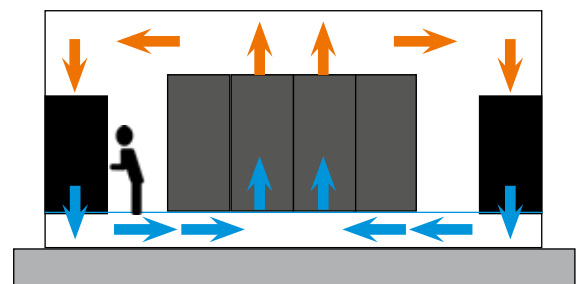
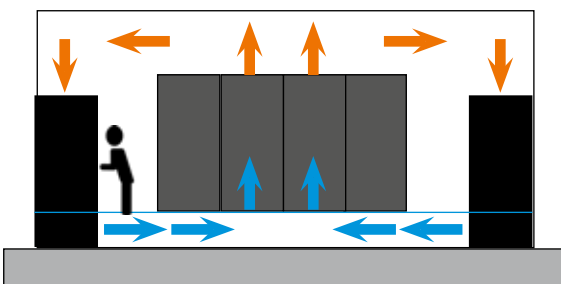
Optimised Heat Exchanger for higher efficiency



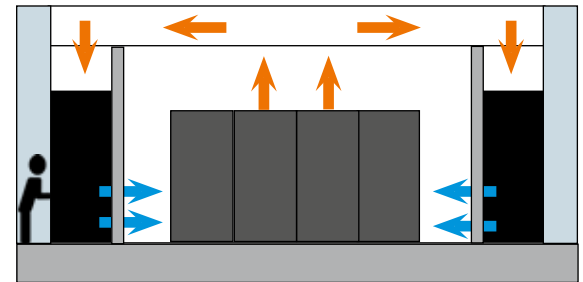
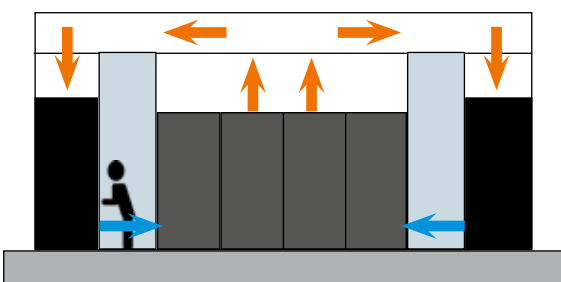
Advanced in-house development control solution

### Versatile configuration

Raised floor



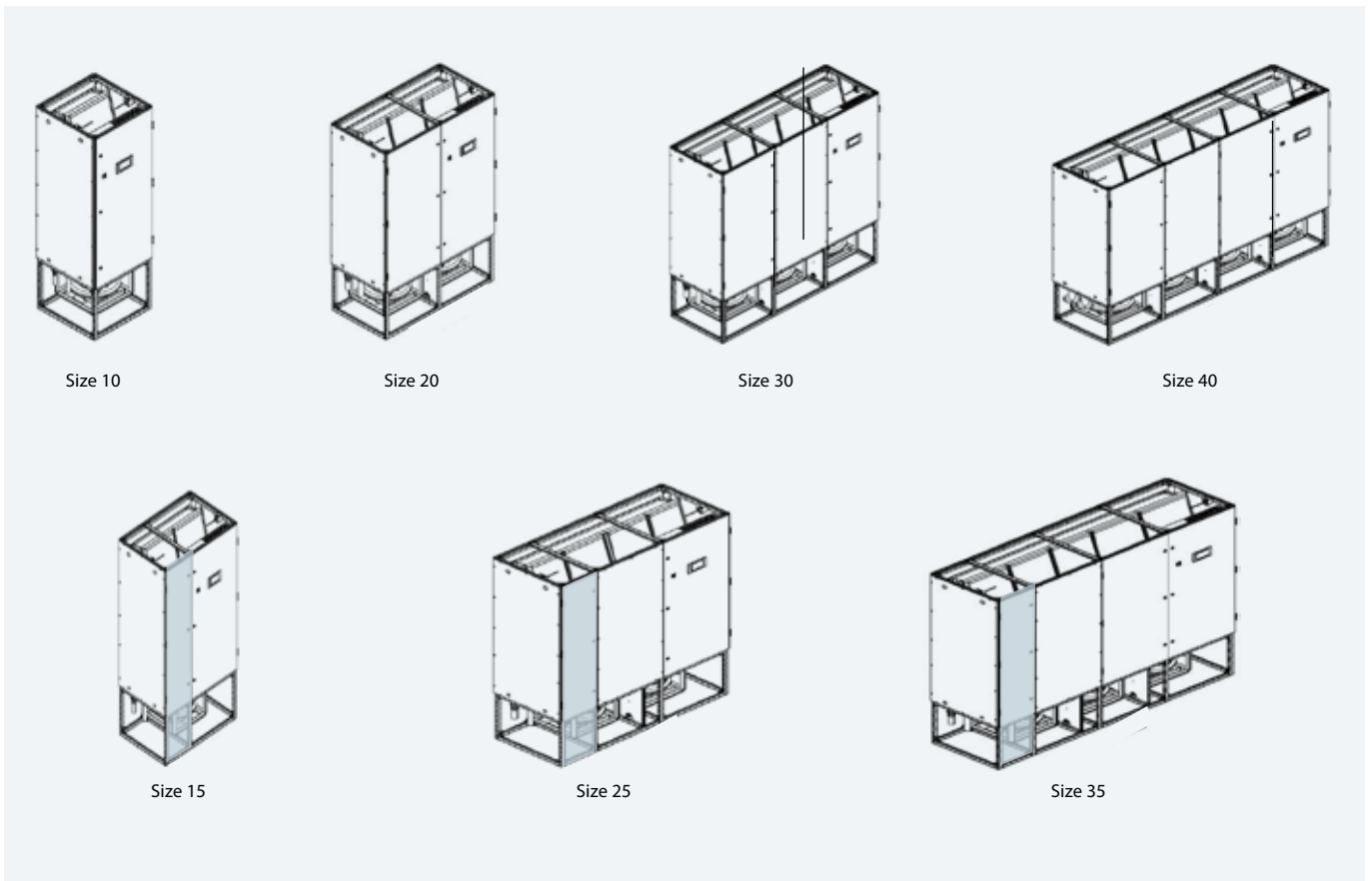
Hard Floor



# Smart Modular Design for Every Application

The CRAH range is designed around a **fully modular concept** that allows cooling capacity to be scaled easily and precisely. Each unit is built from standardised fan and chilled-water coil modules, starting from a base configuration with one fan and one coil. Higher sizes increase performance by adding fans and enlarging the heat exchange surface, delivering more airflow and cooling power. Intermediate

configurations further refine this scaling by keeping the same number of fans while increasing coil size, to increase thermal exchange and reduce power consumption. This approach ensures a compact design across the range, while providing flexible, tailored cooling solutions for different load requirements.



## Technical data

		10	15	20	25	30	35	40
Width	mm	890	1340	1740	2190	2590	3040	3440
Depth	mm	890						
Height	mm	1975 + 675						
Airflow	m <sup>3</sup> /h	10313	13658	23414	27037	36514	39302	50451
ESP	Pa	20						
Net cooling capacity	kW	37	49	85	97	131	141	181
EER		20.0						
Air Inlet T	°C	36						
Air Outlet T	°C	25						
Water Inlet T	°C	20						
Water Outlet T	°C	28						
Water DP (incl. ePICV)	kPa	30	44	40	46	57	53	60

# Pro-W Slim

## Smallest footprint solution on the market for air & hybrid cooled Data Centre

The Daikin Fan Wall Slim delivers **high cooling capacity with superior energy efficiency**, significantly reducing power consumption and operating costs. Its compact design minimises construction requirements maximising usable space for IT racks. Thanks to its optimised engineering and advanced control strategies, the Pro-WS ensures **precise temperature regulation, exceptional flexibility, built-in redundancy, and low lifecycle operating costs.**



### Key Benefits



Cooling capacity range from 100 kW to 150 kW



Plug & Play and ready to use



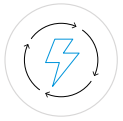
Sectioned design for simplified transportation



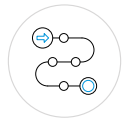
Internally developed advanced control



Cutting building construction costs



Energy-efficiency for sustainable operations

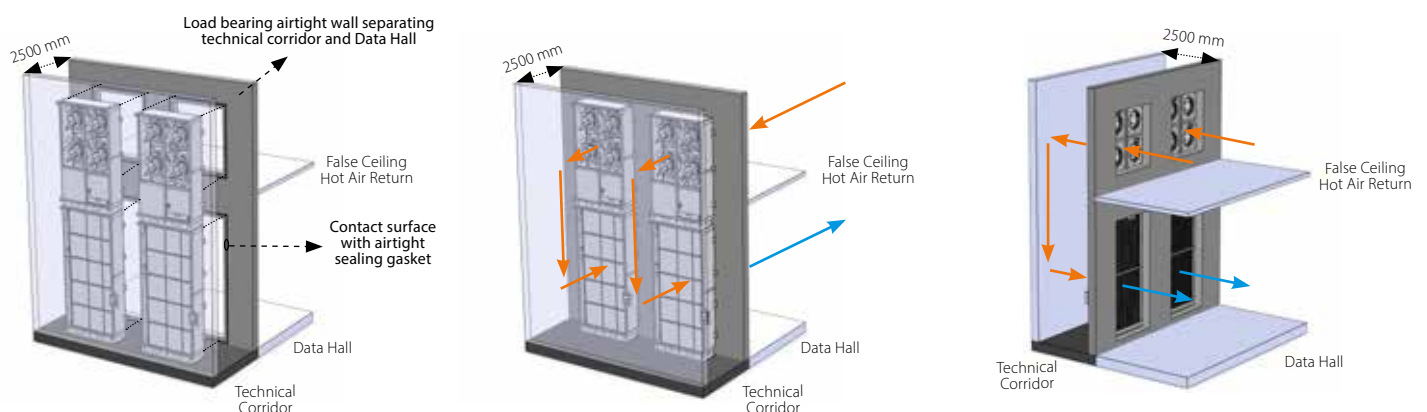


Quick installation thanks to fast assembly

### Technical data

		10	15
Width	mm	1640	
Depth	mm	670	
Height	mm	4950	5740
Airflow	m <sup>3</sup> /h	30000	39200
ESP	Pa	50	
Net cooling capacity	kW	115	152
EER		25	26
Air Inlet T	°C	36	
Air Outlet T	°C	24	
Water Inlet T	°C	20	
Water Outlet T	°C	28	

### Installation and Airflow layout



# Coolant Distribution Unit - CDU

## Direct to Chip Liquid Cooling for Data Centres and AI-Factory



**Compact and powerful**, the Daikin CDU is designed to **fit any data centre layout**, whether installed in-row, at the end of an aisle, or in a technical corridor. It delivers **high efficiency with a low approach temperature** (ATD down to 2K) and **optimised pumping energy** thanks to the IE5 motor.

**Engineered for maximum uptime**, the CDU features pump redundancy and hot-swappable components. It precisely controls the leaving temperature on the TCS loop, maintaining constant coolant flow and pressure to respond rapidly to volatile AI thermal loads. It can meet any plant requirement with a wide range of options, including fully stainless-steel pumps, coolant filtration down to 25 µm, fully AISI-316 BPHE, integrated TDH < 5%, and an automatic transfer switch.

Easy routine maintenance activities, with only front and rear service access.

## Key Benefits



Available in three sizes, from 400 kW up to over 2.5 MW.

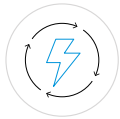
Cooling capacity up to 10+ MW by grouping multiple CDUs on a customisable skid.



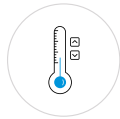
Internally developed advanced control



On-demand customisation



Optimised thermal & hydronic performance



Precise and reliable temperature control



Designed for continuous operation

## Technical data

Cooling capacity			400 kW		1000 kW		2000 kW		
FWS side	Fluid type		Ethilenic 30%						
	T_IN / T_OUT	°C	20 / 30	30 / 40	20 / 30	30 / 40	20 / 30	30 / 40	
	Internal DP	kPa	40	14	56	26	56	77	
	Stainless Stell Filtration	µm	500						
TCS side	Fluid type		PG25						
	T_IN / T_OUT	°C	34 / 24	44 / 32	34 / 24	44 / 32	34 / 24	44 / 32	
	lpm / kW		1,5	1,2	1,5	1,2	1,5	1,2	
	Approach temperature (ATD)	K	4	2	4	2	4	2	
	Stainless Stell Filtration	µm	Down to 25						
	Electrical Power Unit	kW	3,3	3,0	7,7	7,2	15,6	12,8	
	Available Ext. Pressure (low ESP)	°C	230		250		230		250

FWS: Facility Water System - TCS: Technology Cooling System

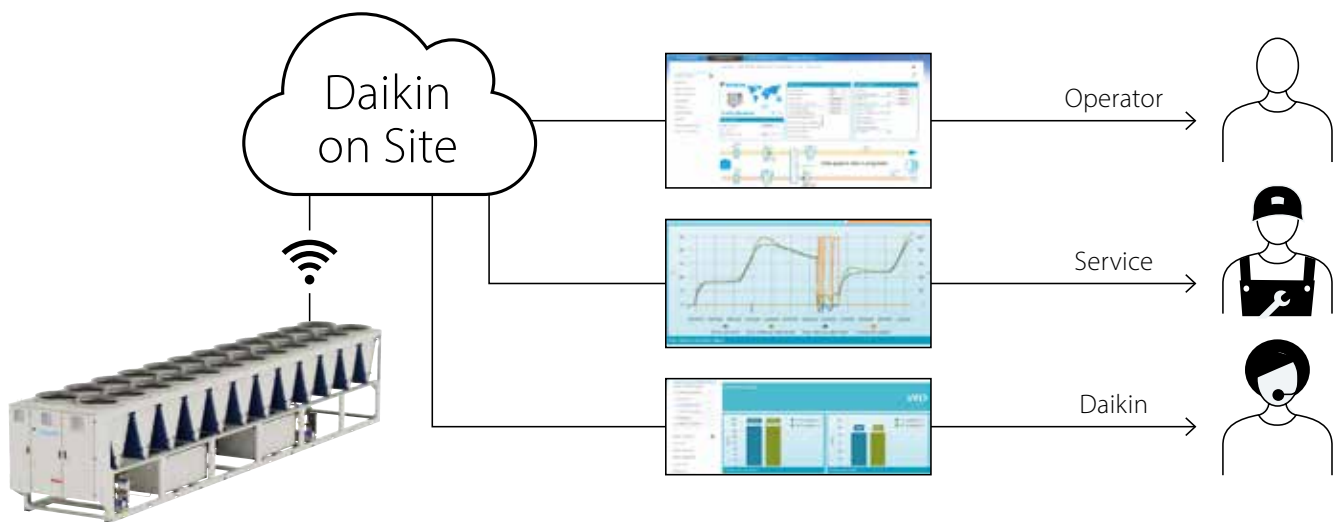


# After Sales Services

Wherever your data center may be, we are there, too. With a worldwide service and partner network, with over 13.000 employees in Europe, there are more than enough resources to cover all your needs.

## Daikin on Site – our cloud platform services for maximum system stability and performance

Daikin on Site is a cloud-based remote monitoring and control system that provides 24/7 real-time data, monitoring the operations of cooling plants and their proper functionality. It also provides periodic reports for in-depth plant analysis, energy analysis and intelligent maintenance. This continuously evolving service enables plant owners to keep the system efficiency high, take preventive measures and avoid the additional costs associated with breakdowns and downtime.



## 6 Key Strengths of Daikin

- 1. Preventive Maintenance Plan:** Reliability over time with a detailed plan based on Daikin's 55 years of chiller technology experience, covering all necessary field activities and component checks.
- 2. Extended Warranty:** The standard one-year warranty is extendable up to four additional years, providing greater security and peace of mind for customers.
- 3. Global Service Availability:** With sales offices in over 170 countries, Daikin ensures service availability and expertise wherever and whenever needed, tailored to customer protocols.
- 4. Spare Parts Management:** Timely and professional supply of maintenance parts, with the option to manage spare parts stock directly at the customer's premises for simplified maintenance.
- 5. Comprehensive Maintenance Services:** Preventive and corrective maintenance, retrofit solutions, and upgrades to extend equipment life, to improve performance, and ensure consistent reliability.
- 6. Daikin on Site (DoS):** Cloud-based remote monitoring service offers real-time assessment, reporting, and intelligent maintenance to proactively prevent failures and minimise associated costs.

# Rental Solutions



Daikin Rental is offering chillers, heat pumps, air handling, and power, to meet your temporary cooling needs while reducing CAPEX and optimising your OPEX. The Daikin Rental team is available 24/7 to address any situation.



## Cooling load fluctuations

### Facility expansion

During facility expansions there is a need to test and adjust equipment, but not sufficient load to keep new or large chillers running. A simple rental solution ensures the correct load and energy efficiency while the expansion new build is being finalised.

### Peak load support & seasonality

When the cooling demand of your facility exceeds your system's capacity due to high temperatures or changes to the cooling requirements, Daikin temporary cooling can be used to increase your cooling output and you save on capital expenditures.



## Emergency rentals

Daikin Rental Solutions quickly responds on equipment failures. Our team of experts stands ready to assist you. every step of the way.



## Standby cooling

A temporary cooling system is used to back-up critical cooling, or when system redundancy has been reduced.



## Contingency plan for chiller breakdown

- Quickly restore normal operations
- Minimise financial losses and downtime
- Peace of mind during unexpected events
- Replacement of older equipment
- Our plans are designed to handle financial risks and ensure the right equipment size



## Circular Economy



At Daikin, the future of the world's indoor air is our greatest concern. Daikin envisions a world with healthier indoor air while reducing our environmental impact. Driven by a dedication to achieve net zero CO<sub>2</sub> emissions by 2050, we provide safe, healthy and comfortable spaces throughout the building life cycle using world-leading technology.

Since 2019 Daikin is offering VRV, chillers and heat pumps under the L∞P by Daikin circular economy initiative – a line of products using reclaimed refrigerant. By choosing such a product you actively support the reuse of refrigerant.

We are reclaiming R-410A, R-134a and R-32 refrigerant. Let's avoid the production of over 400,000 kg of virgin refrigerant every year and save 3,590 tonnes of carbon emissions. Together, we can create a healthier planet for future generations.

Daikin's dedicated data center air-cooled chillers are available in L∞P by Daikin version. Are you refurbishing a data center? L∞P by Daikin enables you to allocate your existing refrigerant to your new Daikin chillers. Create your own circular approach with L∞P by Daikin.

# Your partner on a global scale

You need a reliable partner who supports you at every stage - from initial consultation and system design to rapid delivery, seamless installation, intelligent controls, rigorous testing, ongoing maintenance, and expert support for any challenge that arises. And you need that partner now.

You need Daikin. With a century of expertise in cooling, a workforce of over 96.000 professionals worldwide, and a vast network of specialists, we deliver cutting-edge solutions at scale. With 110+ manufacturing facilities across five continents, extensive production capacity, and a highly adaptable product portfolio, we meet the demands of even the most critical applications - including data centers.



For technical rooms and smaller facilities, check out our dedicated Sky Air technical cooling page.

## Daikin references for data centers

Daikin has the knowledge, experience and technology to support complex hyperscale and colocation data center projects. Our largest data centers supplies per region are detailed below.

Region	Highest cooling capacity per project
Europe	115 MW
Middle East & Africa	61 MW
Latin America	40 MW

## Case study Green Mountain Data Centre

→ 115 MW total cooling capacity

For Norway's largest data center, OSL-Hamar (Green Mountain), Daikin delivered cutting-edge solutions that combine efficiency, integration, and long-term sustainability.

**71**

Free cooling chillers

**8**

Control systems

**330**

Fan array units

→ iDCM control system energy saving results

**13%**  
Energy saving

Mechanical mode

**22%**  
Energy saving

Free cooling



OSL-Hamar Green Mountain hyper-scale Data Centre, Norway.



Scan the QR code to get more information about our data center offerings

Daikin Europe N.V. Naamloze Vennootschap Zandvoordestraat 300 · 8400 Oostende · Belgium · www.daikin.eu · BE 0412 120 336 · RPR Oostende (Publisher)

04/2026 ECPEN26-410A



The present publication is drawn up by way of information only and does not constitute an offer binding upon Daikin Europe N.V. Daikin Europe N.V. has compiled the content of this publication to the best of its knowledge. No express or implied warranty is given for the completeness, accuracy, reliability or fitness for particular purpose of its content and the products and services presented therein. Specifications are subject to change without prior notice. Daikin Europe N.V. explicitly rejects any liability for any direct or indirect damage, in the broadest sense, arising from or related to the use and/or interpretation of this publication. All content is copyrighted by Daikin Europe N.V.