

For the operator

a member of **DAIKIN** group

ROTEX

ROTEX heat pumps

Operating manual



Types

ROTEX HPSU compact 4-8 kW
ROTEX HPSU compact 11-16 kW
ROTEX HPSU Bi-Bloc 4-8 kW
ROTEX HPSU Bi-Bloc 11-16 kW
ROTEX HPSU monobloc 11-16 kW
ROTEX HPSU ^{hitemp} 11-16 kW

GB

Issued 11/2014

1 General instructions

1.1 Guarantee conditions

The legal guarantee conditions fundamentally apply. Our warranty conditions beyond that can be found online on your sales representative's webpage.

1.2 Legal stipulations

According to the F-Gases Directive (EC) No. 842/2006 Article 3, replaced on 01.01.2015 by (EC) No. 517/2014 Articles 3 and 4, Operators (or Owners) must perform regular maintenance on their fixed cooling systems, check impermeability and have any leaks repaired immediately.

All installation, maintenance and repair work on the cooling circuit must be documented e.g. in the operating manual.

Operators of ROTEX heat pump systems are subject to the following obligations:

i The European statutory investigation period applies for heat pumps from a total system coolant filling quantity of 3 kg or, as of 01.01.2017 from a total filling quantity of 5 t CO₂-equivalent (in the case of R410A from 2.4 kg).

ROTEX nonetheless recommends the conclusion of a maintenance contract, including documentation of the work carried out in the operating manual in order to preserve the right to guarantee, including for systems for which there is not legal obligation to monitor impermeability.

- With a system coolant **total filling quantity of 3 kg – 30 kg** or from **6 kg** in hermetic systems and from 01.01.2017 with a total filling quantity of 5-50 t CO₂-equivalent or from 10 t CO₂-equivalent in hermetic systems:

→ **Inspections** carried out by certified personnel at intervals of no more than **12 months** and documentation of the work performed in accordance with valid regulations. This documentation must be retained for at least 5 years.

i Certified people are those who have proof of expertise for the European Community for work on stationary refrigeration systems (heat pumps) and air conditioning systems, according to the F-Gases Directive (EC) No. 303/2008.

- Up to 3 kg coolant fill quantity: Expert certificate category II
- 3 kg coolant fill quantity or over: Expert certificate category I



RISK OF ENVIRONMENTAL DAMAGE!

The entire heat pump system contains coolant with fluorinated greenhouse gases, which if released, are harmful to the environment.

Coolant type: R410A
GWP* value: 2087,5

Coolant type: R134a
GWP* value: 1430

Coolant type: R32
GWP* value: 675

* GWP = Global Warming Potential

- Never allow coolant to be released into the atmosphere - always suction it off and recycle using a suitable recycling device.



Have the inspection and maintenance carried out by authorised and trained HVAC engineers once a year, ideally **before the heating period**. This can prevent faults during the heating period.

ROTEX recommends an inspection and maintenance contract to ensure regular inspection and maintenance.

2 System data

2 System data

2.1 Operator

Name:	_____
Company:	_____
Street & house number:	_____
Postal code & town:	_____
Phone:	_____

2.2 System

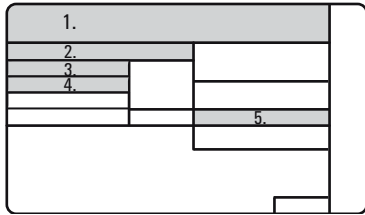


Fig. 2-1 Type plate external unit

External unit	
1 - Manufacturer	ROTEX Heating Systems GmbH
2 - Type	_____
3 - Serial number (Mfg No.)	_____
4 - Production date (Mfg Date)	_____
5 - Type of coolant + fill weight of device	R410A kg

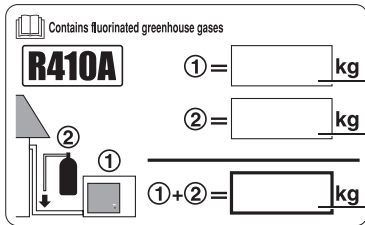


Fig. 2-2 Sticker showing coolant fill weight in entire system (external unit)

Total fill weight	
1 - Factory filling of the outdoor module (see Image 2-1, item 5):	kg
2 - Quantity of additional coolant added on site:	kg
3 - Total amount of coolant in the system:	kg

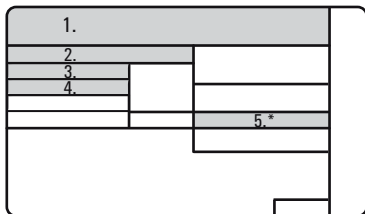


Fig. 2-3 Type plate internal unit
HPSU Bi-Bloc / HPSU ^{hitemp}

Internal unit	
1 - Manufacturer	ROTEX Heating Systems GmbH
2 - Type	_____
3 - Serial number (Mfg No.)	_____
4 - Production date (Mfg Date)	_____
5* - Type of coolant + fill weight of device	R134a kg

* only for HPSU ^{hitemp}

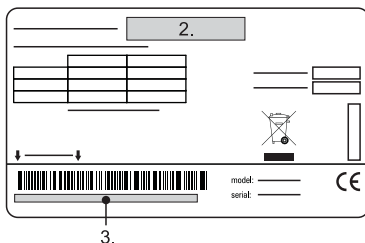


Fig. 2-4 Type plate internal unit
HPSU compact

2.3 Leak test

Test interval in accordance with F-gas regulations:

- every 6 months
- every 12 months
- no legal requirement for leak test



All maintenance, leak tests and work performed on the coolant system must be recorded below. An unbroken record of compliance with the maintenance and inspection work stipulated by ROTEX is a prerequisite for any guarantee claim within the guarantee period and any possible ex-gratia payment by the manufacturer.

3 Certificates

1st maintenance

Activities		Yes	No	Comments
1. All maintenance and inspection tasks completed in accordance with installation and maintenance instructions for the ROTEX HPSU/HPU?		<input type="checkbox"/>	<input type="checkbox"/>	
2. System water pressure checked?		<input type="checkbox"/>	<input type="checkbox"/>	bar
3. Leak test with leak indicator (≤ 5 g/a) completed in accordance with F-Gases Decree (see Chapter 1.2 "Legal stipulations", Page 3)		<input type="checkbox"/>	<input type="checkbox"/>	
Leak indicator instrument	Manufacturer: _____			
	Type: _____			
	Date of last instrument test: _____			
4. Work on coolant circuit completed?		<input type="checkbox"/>	<input type="checkbox"/>	Reason:
5. Weight of coolant added: kg (R410A) kg (R134a)		Weight of coolant disposed of:		kg (R410A) kg (R134a)
6. Function check carried out?		<input type="checkbox"/>	<input type="checkbox"/>	
7. Any faults detected? Fault rectified? (see repair log page _____)		<input type="checkbox"/>	<input type="checkbox"/>	Faults detected:
		<input type="checkbox"/>	<input type="checkbox"/>	
8. Operator informed of existing faults?		<input type="checkbox"/>	<input type="checkbox"/>	
Company stamp / company address		Name of technician in capitals		Date Signature of technician

2nd maintenance

Activities		Yes	No	Comments
1. All maintenance and inspection tasks completed in accordance with installation and maintenance instructions for the ROTEX HPSU/HPU?		<input type="checkbox"/>	<input type="checkbox"/>	
2. System water pressure checked?		<input type="checkbox"/>	<input type="checkbox"/>	bar
3. Leak test with leak indicator (≤ 5 g/a) completed in accordance with F-Gases Decree (see Chapter 1.2 "Legal stipulations", Page 3)		<input type="checkbox"/>	<input type="checkbox"/>	
Leak indicator instrument	Manufacturer: _____			
	Type: _____			
	Date of last instrument test: _____			
4. Work on coolant circuit completed?		<input type="checkbox"/>	<input type="checkbox"/>	Reason:
5. Weight of coolant added: kg (R410A) kg (R134a)		Weight of coolant disposed of:		kg (R410A) kg (R134a)
6. Function check carried out?		<input type="checkbox"/>	<input type="checkbox"/>	
7. Any faults detected? Fault rectified? (see repair log page _____)		<input type="checkbox"/>	<input type="checkbox"/>	Faults detected:
		<input type="checkbox"/>	<input type="checkbox"/>	
8. Operator informed of existing faults?		<input type="checkbox"/>	<input type="checkbox"/>	
Company stamp / company address		Name of technician in capitals		Date Signature of technician

5th maintenance

Activities		Yes	No	Comments
1. All maintenance and inspection tasks completed in accordance with installation and maintenance instructions for the ROTEX HPSU/HPU?		<input type="checkbox"/>	<input type="checkbox"/>	
2. System water pressure checked?		<input type="checkbox"/>	<input type="checkbox"/>	bar
3. Leak test with leak indicator (≤ 5 g/a) completed in accordance with F-Gases Decree (see Chapter 1.2 "Legal stipulations", Page 3)		<input type="checkbox"/>	<input type="checkbox"/>	
Leak indicator instrument	Manufacturer: _____ Type: _____ Date of last instrument test: _____			
4. Work on coolant circuit completed?		<input type="checkbox"/>	<input type="checkbox"/>	Reason:
5. Weight of coolant added: kg (R410A)		Weight of coolant disposed of: kg (R410A)		
				kg (R134a)
6. Function check carried out?		<input type="checkbox"/>	<input type="checkbox"/>	
7. Any faults detected?		<input type="checkbox"/>	<input type="checkbox"/>	Faults detected:
Fault rectified? (see repair log page _____)		<input type="checkbox"/>	<input type="checkbox"/>	
8. Operator informed of existing faults?		<input type="checkbox"/>	<input type="checkbox"/>	
<i>Company stamp / company address</i>		<i>Name of technician in capitals</i>		<i>Date</i>
				<i>Signature of technician</i>

6th maintenance

Activities		Yes	No	Comments
1. All maintenance and inspection tasks completed in accordance with installation and maintenance instructions for the ROTEX HPSU/HPU?		<input type="checkbox"/>	<input type="checkbox"/>	
2. System water pressure checked?		<input type="checkbox"/>	<input type="checkbox"/>	bar
3. Leak test with leak indicator (≤ 5 g/a) completed in accordance with F-Gases Decree (see Chapter 1.2 "Legal stipulations", Page 3)		<input type="checkbox"/>	<input type="checkbox"/>	
Leak indicator instrument	Manufacturer: _____ Type: _____ Date of last instrument test: _____			
4. Work on coolant circuit completed?		<input type="checkbox"/>	<input type="checkbox"/>	Reason:
5. Weight of coolant added: kg (R410A)		Weight of coolant disposed of: kg (R410A)		
				kg (R134a)
6. Function check carried out?		<input type="checkbox"/>	<input type="checkbox"/>	
7. Any faults detected?		<input type="checkbox"/>	<input type="checkbox"/>	Faults detected:
Fault rectified? (see repair log page _____)		<input type="checkbox"/>	<input type="checkbox"/>	
8. Operator informed of existing faults?		<input type="checkbox"/>	<input type="checkbox"/>	
<i>Company stamp / company address</i>		<i>Name of technician in capitals</i>		<i>Date</i>
				<i>Signature of technician</i>

3 Certificates

7th maintenance

Activities		Yes	No	Comments	
1. All maintenance and inspection tasks completed in accordance with installation and maintenance instructions for the ROTEX HPSU/HPU?		<input type="checkbox"/>	<input type="checkbox"/>		
2. System water pressure checked?		<input type="checkbox"/>	<input type="checkbox"/>	bar	
3. Leak test with leak indicator (≤ 5 g/a) completed in accordance with F-Gases Decree (see Chapter 1.2 "Legal stipulations", Page 3)		<input type="checkbox"/>	<input type="checkbox"/>	<div style="display: flex; align-items: center;"> <div style="writing-mode: vertical-rl; transform: rotate(180deg); font-size: small;">Leak indicator instrument</div> <div style="margin-left: 10px;"> <p>Manufacturer: _____</p> <p>Type: _____</p> <p>Date of last instrument test: _____</p> </div> </div>	
4. Work on coolant circuit completed?		<input type="checkbox"/>	<input type="checkbox"/>		Reason:
5. Weight of coolant added:	kg (R410A)	Weight of coolant disposed of:			kg (R410A)
	kg (R134a)				kg (R134a)
6. Function check carried out?		<input type="checkbox"/>	<input type="checkbox"/>		
7. Any faults detected? Fault rectified? (see repair log page _____)		<input type="checkbox"/>	<input type="checkbox"/>	Faults detected:	
		<input type="checkbox"/>	<input type="checkbox"/>		
8. Operator informed of existing faults?		<input type="checkbox"/>	<input type="checkbox"/>		
<i>Company stamp / company address</i>		<i>Name of technician in capitals</i>		<i>Date</i>	
				<i>Signature of technician</i>	

8th maintenance

Activities		Yes	No	Comments	
1. All maintenance and inspection tasks completed in accordance with installation and maintenance instructions for the ROTEX HPSU/HPU?		<input type="checkbox"/>	<input type="checkbox"/>		
2. System water pressure checked?		<input type="checkbox"/>	<input type="checkbox"/>	bar	
3. Leak test with leak indicator (≤ 5 g/a) completed in accordance with F-Gases Decree (see Chapter 1.2 "Legal stipulations", Page 3)		<input type="checkbox"/>	<input type="checkbox"/>	<div style="display: flex; align-items: center;"> <div style="writing-mode: vertical-rl; transform: rotate(180deg); font-size: small;">Leak indicator instrument</div> <div style="margin-left: 10px;"> <p>Manufacturer: _____</p> <p>Type: _____</p> <p>Date of last instrument test: _____</p> </div> </div>	
4. Work on coolant circuit completed?		<input type="checkbox"/>	<input type="checkbox"/>		Reason:
5. Weight of coolant added:	kg (R410A)	Weight of coolant disposed of:			kg (R410A)
	kg (R134a)				kg (R134a)
6. Function check carried out?		<input type="checkbox"/>	<input type="checkbox"/>		
7. Any faults detected? Fault rectified? (see repair log page _____)		<input type="checkbox"/>	<input type="checkbox"/>	Faults detected:	
		<input type="checkbox"/>	<input type="checkbox"/>		
8. Operator informed of existing faults?		<input type="checkbox"/>	<input type="checkbox"/>		
<i>Company stamp / company address</i>		<i>Name of technician in capitals</i>		<i>Date</i>	
				<i>Signature of technician</i>	

9th maintenance

Activities		Yes	No	Comments	
1. All maintenance and inspection tasks completed in accordance with installation and maintenance instructions for the ROTEX HPSU/HPU?		<input type="checkbox"/>	<input type="checkbox"/>		
2. System water pressure checked?		<input type="checkbox"/>	<input type="checkbox"/>	bar	
3. Leak test with leak indicator (≤ 5 g/a) completed in accordance with F-Gases Decree (see Chapter 1.2 "Legal stipulations", Page 3)		<input type="checkbox"/>	<input type="checkbox"/>	Leak indicator instrument Manufacturer: _____ Type: _____ Date of last instrument test: _____	
4. Work on coolant circuit completed?		<input type="checkbox"/>	<input type="checkbox"/>		Reason:
5. Weight of coolant added: kg (R410A) kg (R134a)		Weight of coolant disposed of:			kg (R410A) kg (R134a)
6. Function check carried out?		<input type="checkbox"/>	<input type="checkbox"/>		
7. Any faults detected?		<input type="checkbox"/>	<input type="checkbox"/>	Faults detected:	
Fault rectified? (see repair log page _____)		<input type="checkbox"/>	<input type="checkbox"/>		
8. Operator informed of existing faults?		<input type="checkbox"/>	<input type="checkbox"/>		
Company stamp / company address		Name of technician in capitals		Date Signature of technician	

10th maintenance

Activities		Yes	No	Comments	
1. All maintenance and inspection tasks completed in accordance with installation and maintenance instructions for the ROTEX HPSU/HPU?		<input type="checkbox"/>	<input type="checkbox"/>		
2. System water pressure checked?		<input type="checkbox"/>	<input type="checkbox"/>	bar	
3. Leak test with leak indicator (≤ 5 g/a) completed in accordance with F-Gases Decree (see Chapter 1.2 "Legal stipulations", Page 3)		<input type="checkbox"/>	<input type="checkbox"/>	Leak indicator instrument Manufacturer: _____ Type: _____ Date of last instrument test: _____	
4. Work on coolant circuit completed?		<input type="checkbox"/>	<input type="checkbox"/>		Reason:
5. Weight of coolant added: kg (R410A) kg (R134a)		Weight of coolant disposed of:			kg (R410A) kg (R134a)
6. Function check carried out?		<input type="checkbox"/>	<input type="checkbox"/>		
7. Any faults detected?		<input type="checkbox"/>	<input type="checkbox"/>	Faults detected:	
Fault rectified? (see repair log page _____)		<input type="checkbox"/>	<input type="checkbox"/>		
8. Operator informed of existing faults?		<input type="checkbox"/>	<input type="checkbox"/>		
Company stamp / company address		Name of technician in capitals		Date Signature of technician	

3 Certificates

11th maintenance

Activities	Yes	No	Comments	
1. All maintenance and inspection tasks completed in accordance with installation and maintenance instructions for the ROTEX HPSU/HPU?	<input type="checkbox"/>	<input type="checkbox"/>		
2. System water pressure checked?	<input type="checkbox"/>	<input type="checkbox"/>	bar	
3. Leak test with leak indicator (≤ 5 g/a) completed in accordance with F-Gases Decree (see Chapter 1.2 "Legal stipulations", Page 3)	<input type="checkbox"/>	<input type="checkbox"/>	Leak indicator instrument Manufacturer: _____ Type: _____ Date of last instrument test: _____	
4. Work on coolant circuit completed?	<input type="checkbox"/>	<input type="checkbox"/>		Reason:
5. Weight of coolant added: kg (R410A) kg (R134a)	Weight of coolant disposed of: kg (R410A) kg (R134a)			
6. Function check carried out?	<input type="checkbox"/>	<input type="checkbox"/>		
7. Any faults detected? Fault rectified? (see repair log page _____)	<input type="checkbox"/>	<input type="checkbox"/>	Faults detected:	
	<input type="checkbox"/>	<input type="checkbox"/>		
8. Operator informed of existing faults?	<input type="checkbox"/>	<input type="checkbox"/>		
Company stamp / company address		Name of technician in capitals	Date	Signature of technician

12th maintenance

Activities	Yes	No	Comments	
1. All maintenance and inspection tasks completed in accordance with installation and maintenance instructions for the ROTEX HPSU/HPU?	<input type="checkbox"/>	<input type="checkbox"/>		
2. System water pressure checked?	<input type="checkbox"/>	<input type="checkbox"/>	bar	
3. Leak test with leak indicator (≤ 5 g/a) completed in accordance with F-Gases Decree (see Chapter 1.2 "Legal stipulations", Page 3)	<input type="checkbox"/>	<input type="checkbox"/>	Leak indicator instrument Manufacturer: _____ Type: _____ Date of last instrument test: _____	
4. Work on coolant circuit completed?	<input type="checkbox"/>	<input type="checkbox"/>		Reason:
5. Weight of coolant added: kg (R410A) kg (R134a)	Weight of coolant disposed of: kg (R410A) kg (R134a)			
6. Function check carried out?	<input type="checkbox"/>	<input type="checkbox"/>		
7. Any faults detected? Fault rectified? (see repair log page _____)	<input type="checkbox"/>	<input type="checkbox"/>	Faults detected:	
	<input type="checkbox"/>	<input type="checkbox"/>		
8. Operator informed of existing faults?	<input type="checkbox"/>	<input type="checkbox"/>		
Company stamp / company address		Name of technician in capitals	Date	Signature of technician

13th maintenance

Activities		Yes	No	Comments
1. All maintenance and inspection tasks completed in accordance with installation and maintenance instructions for the ROTEX HPSU/HPU?		<input type="checkbox"/>	<input type="checkbox"/>	
2. System water pressure checked?		<input type="checkbox"/>	<input type="checkbox"/>	bar
3. Leak test with leak indicator (≤ 5 g/a) completed in accordance with F-Gases Decree (see Chapter 1.2 "Legal stipulations", Page 3)		<input type="checkbox"/>	<input type="checkbox"/>	
Leak indicator instrument	Manufacturer: _____			
	Type: _____			
	Date of last instrument test: _____			
4. Work on coolant circuit completed?		<input type="checkbox"/>	<input type="checkbox"/>	Reason:
5. Weight of coolant added: kg (R410A)		Weight of coolant disposed of:		kg (R410A)
kg (R134a)				kg (R134a)
6. Function check carried out?		<input type="checkbox"/>	<input type="checkbox"/>	
7. Any faults detected?		<input type="checkbox"/>	<input type="checkbox"/>	Faults detected:
Fault rectified? (see repair log page _____)		<input type="checkbox"/>	<input type="checkbox"/>	
8. Operator informed of existing faults?		<input type="checkbox"/>	<input type="checkbox"/>	
<i>Company stamp / company address</i>		<i>Name of technician in capitals</i>		<i>Date</i>
				<i>Signature of technician</i>

14th maintenance

Activities		Yes	No	Comments
1. All maintenance and inspection tasks completed in accordance with installation and maintenance instructions for the ROTEX HPSU/HPU?		<input type="checkbox"/>	<input type="checkbox"/>	
2. System water pressure checked?		<input type="checkbox"/>	<input type="checkbox"/>	bar
3. Leak test with leak indicator (≤ 5 g/a) completed in accordance with F-Gases Decree (see Chapter 1.2 "Legal stipulations", Page 3)		<input type="checkbox"/>	<input type="checkbox"/>	
Leak indicator instrument	Manufacturer: _____			
	Type: _____			
	Date of last instrument test: _____			
4. Work on coolant circuit completed?		<input type="checkbox"/>	<input type="checkbox"/>	Reason:
5. Weight of coolant added: kg (R410A)		Weight of coolant disposed of:		kg (R410A)
kg (R134a)				kg (R134a)
6. Function check carried out?		<input type="checkbox"/>	<input type="checkbox"/>	
7. Any faults detected?		<input type="checkbox"/>	<input type="checkbox"/>	Faults detected:
Fault rectified? (see repair log page _____)		<input type="checkbox"/>	<input type="checkbox"/>	
8. Operator informed of existing faults?		<input type="checkbox"/>	<input type="checkbox"/>	
<i>Company stamp / company address</i>		<i>Name of technician in capitals</i>		<i>Date</i>
				<i>Signature of technician</i>

3 Certificates

15th maintenance

Activities		Yes	No	Comments
1. All maintenance and inspection tasks completed in accordance with installation and maintenance instructions for the ROTEX HPSU/HPU?		<input type="checkbox"/>	<input type="checkbox"/>	
2. System water pressure checked?		<input type="checkbox"/>	<input type="checkbox"/>	bar
Leak indicator instrument	3. Leak test with leak indicator (≤ 5 g/a) completed in accordance with F-Gases Decree (see Chapter 1.2 "Legal stipulations", Page 3)	<input type="checkbox"/>	<input type="checkbox"/>	
	Manufacturer: _____ Type: _____ Date of last instrument test: _____			
4. Work on coolant circuit completed?		<input type="checkbox"/>	<input type="checkbox"/>	Reason:
5. Weight of coolant added:		kg (R410A)		Weight of coolant disposed of: kg (R410A)
		kg (R134a)		kg (R134a)
6. Function check carried out?		<input type="checkbox"/>	<input type="checkbox"/>	
7. Any faults detected?		<input type="checkbox"/>	<input type="checkbox"/>	Faults detected:
Fault rectified? (see repair log page _____)		<input type="checkbox"/>	<input type="checkbox"/>	
8. Operator informed of existing faults?		<input type="checkbox"/>	<input type="checkbox"/>	
<i>Company stamp / company address</i>		<i>Name of technician in capitals</i>		<i>Date</i>
				<i>Signature of technician</i>

16th maintenance

Activities		Yes	No	Comments
1. All maintenance and inspection tasks completed in accordance with installation and maintenance instructions for the ROTEX HPSU/HPU?		<input type="checkbox"/>	<input type="checkbox"/>	
2. System water pressure checked?		<input type="checkbox"/>	<input type="checkbox"/>	bar
Leak indicator instrument	3. Leak test with leak indicator (≤ 5 g/a) completed in accordance with F-Gases Decree (see Chapter 1.2 "Legal stipulations", Page 3)	<input type="checkbox"/>	<input type="checkbox"/>	
	Manufacturer: _____ Type: _____ Date of last instrument test: _____			
4. Work on coolant circuit completed?		<input type="checkbox"/>	<input type="checkbox"/>	Reason:
5. Weight of coolant added:		kg (R410A)		Weight of coolant disposed of: kg (R410A)
		kg (R134a)		kg (R134a)
6. Function check carried out?		<input type="checkbox"/>	<input type="checkbox"/>	
7. Any faults detected?		<input type="checkbox"/>	<input type="checkbox"/>	Faults detected:
Fault rectified? (see repair log page _____)		<input type="checkbox"/>	<input type="checkbox"/>	
8. Operator informed of existing faults?		<input type="checkbox"/>	<input type="checkbox"/>	
<i>Company stamp / company address</i>		<i>Name of technician in capitals</i>		<i>Date</i>
				<i>Signature of technician</i>

17th maintenance

Activities		Yes	No	Comments
1. All maintenance and inspection tasks completed in accordance with installation and maintenance instructions for the ROTEX HPSU/HPU?		<input type="checkbox"/>	<input type="checkbox"/>	
2. System water pressure checked?		<input type="checkbox"/>	<input type="checkbox"/>	bar
Leak indicator instrument	3. Leak test with leak indicator (≤ 5 g/a) completed in accordance with F-Gases Decree (see Chapter 1.2 "Legal stipulations", Page 3)	<input type="checkbox"/>	<input type="checkbox"/>	
	Manufacturer: _____			
	Type: _____			
	Date of last instrument test: _____			
4. Work on coolant circuit completed?		<input type="checkbox"/>	<input type="checkbox"/>	Reason:
5. Weight of coolant added: kg (R410A) kg (R134a)		Weight of coolant disposed of:		kg (R410A) kg (R134a)
6. Function check carried out?		<input type="checkbox"/>	<input type="checkbox"/>	
7. Any faults detected? Fault rectified? (see repair log page _____)		<input type="checkbox"/>	<input type="checkbox"/>	Faults detected:
		<input type="checkbox"/>	<input type="checkbox"/>	
8. Operator informed of existing faults?		<input type="checkbox"/>	<input type="checkbox"/>	
Company stamp / company address		Name of technician in capitals		Date
				Signature of technician

18th maintenance

Activities		Yes	No	Comments
1. All maintenance and inspection tasks completed in accordance with installation and maintenance instructions for the ROTEX HPSU/HPU?		<input type="checkbox"/>	<input type="checkbox"/>	
2. System water pressure checked?		<input type="checkbox"/>	<input type="checkbox"/>	bar
Leak indicator instrument	3. Leak test with leak indicator (≤ 5 g/a) completed in accordance with F-Gases Decree (see Chapter 1.2 "Legal stipulations", Page 3)	<input type="checkbox"/>	<input type="checkbox"/>	
	Manufacturer: _____			
	Type: _____			
	Date of last instrument test: _____			
4. Work on coolant circuit completed?		<input type="checkbox"/>	<input type="checkbox"/>	Reason:
5. Weight of coolant added: kg (R410A) kg (R134a)		Weight of coolant disposed of:		kg (R410A) kg (R134a)
6. Function check carried out?		<input type="checkbox"/>	<input type="checkbox"/>	
7. Any faults detected? Fault rectified? (see repair log page _____)		<input type="checkbox"/>	<input type="checkbox"/>	Faults detected:
		<input type="checkbox"/>	<input type="checkbox"/>	
8. Operator informed of existing faults?		<input type="checkbox"/>	<input type="checkbox"/>	
Company stamp / company address		Name of technician in capitals		Date
				Signature of technician

<p style="text-align: center;">Repair log</p> <p>Description and reason for work on the coolant circuit - followed by pressure test? Please fill out!</p>	<p>Date / Signature of technician</p>

4 Repair logs

Repair log Description and reason for work on the coolant circuit - followed by pressure test? Please fill out!	Date / Signature of technician
.....
.....
.....
.....
.....
.....
.....
.....
.....
.....
.....
.....
.....
.....
.....
.....
.....
.....
.....
.....
.....
.....
.....
.....
.....
.....
.....
.....
.....
.....
.....
.....
.....
.....
.....
.....
.....
.....
.....
.....

a member of **DAIKIN** group

ROTEX

ROTEX products distributed in UK:
DAIKIN AIR CONDITIONING UK Ltd.
The Heights, Brooklands, Weybridge
KT13 0NY Surrey
Fon +44 845 641 90 00
Fax +44 845 641 90 09
www.daikin.co.uk

ROTEX Heating Systems GmbH
Langwiesenstraße 10
D-74363 Güglingen
www.rotex-heating.com